



Location: ACL1 - City Hall

## Report on 24-hour TSP monitoring

Action Level ( $\mu\text{g}/\text{m}^3$ ) - 163Limit Level ( $\mu\text{g}/\text{m}^3$ ) - 260

Date	Sampling Time	Weather Condition	Filter paper no.	Filter Weight, g		Elapse Time, hr		Sampling Time, hr	Flow Rate, $\text{m}^3/\text{min}$			Total Volume, $\text{m}^3$	TSP Level, $\mu\text{g}/\text{m}^3$
				Initial	Final	Initial	Final		Initial, $Q_{si}$	Final, $Q_{sf}$	Average		
13-Mar-14	08:00	Cloudy	008191	2.8146	2.9478	2298.34	2322.37	24.03	1.26	1.26	1.26	1819	73
15-Mar-14	08:00	Cloudy	007915	2.8448	2.9531	2322.37	2346.37	24.00	1.27	1.26	1.26	1820	60
18-Mar-14	15:00	Cloudy	008216	2.8345	2.9963	2377.74	2401.74	24.00	1.26	1.26	1.26	1811	89
22-Mar-14	08:00	Fine	008213	2.8166	2.9915	2409.74	2433.74	24.00	1.30	1.30	1.30	1876	93
28-Mar-14	08:00	Rainy	008287	2.8400	2.9525	2436.74	2460.73	23.99	1.22	1.22	1.22	1755	64

\* Due to interruption of electricity supply, the 24hr TSP was rescheduled from 5, 11 and 17 March 2014 to 13, 15 and 18 March 2014 respectively.

## Report on 1-hour TSP monitoring

Action Level ( $\mu\text{g}/\text{m}^3$ ) - 460Limit Level ( $\mu\text{g}/\text{m}^3$ ) - 500

Date	Sampling Time	Weather Condition	Filter paper no.	Filter Weight, g		Elapse Time, hr		Sampling Time, hr	Flow Rate, $\text{m}^3/\text{min}$			Total Volume, $\text{m}^3$	TSP Level, $\mu\text{g}/\text{m}^3$
				Initial	Final	Initial	Final		Initial, $Q_{si}$	Final, $Q_{sf}$	Average		
06-Mar-14	08:46	Cloudy	008043	2.8204	2.8245	2268.38	2269.38	1.00	1.31	1.30	1.31	78	52
06-Mar-14	09:48	Cloudy	008042	2.8304	2.8345	2269.38	2270.38	1.00	1.31	1.30	1.30	78	52
06-Mar-14	10:55	Cloudy	008041	2.8314	2.8362	2270.38	2271.38	1.00	1.34	1.34	1.34	81	60
12-Mar-14	08:10	Cloudy	008178	2.8247	2.8372	2282.82	2283.82	1.00	1.30	1.30	1.30	78	160
12-Mar-14	09:30	Cloudy	008180	2.8194	2.8260	2283.82	2284.82	1.00	1.26	1.26	1.26	76	87
12-Mar-14	11:00	Cloudy	008182	2.8264	2.8312	2284.82	2285.82	1.00	1.30	1.30	1.30	78	62
18-Mar-14	08:35	Cloudy	008077	2.8237	2.8304	2370.37	2371.37	1.00	1.28	1.28	1.28	77	87
18-Mar-14	09:38	Cloudy	008076	2.8265	2.8313	2371.37	2372.37	1.00	1.28	1.28	1.28	77	63
18-Mar-14	10:41	Cloudy	008075	2.8346	2.8398	2372.37	2373.37	1.00	1.26	1.26	1.26	76	69
24-Mar-14	09:15	Fine	008249	2.8256	2.8316	2433.74	2434.74	1.00	1.26	1.26	1.26	76	79
24-Mar-14	10:24	Fine	008252	2.8331	2.8364	2434.74	2435.74	1.00	1.30	1.30	1.30	78	42
24-Mar-14	13:00	Fine	008284	2.8229	2.8261	2435.74	2436.74	1.00	1.30	1.30	1.30	78	41
29-Mar-14	09:15	Rainy	008297	2.8381	2.8425	2460.73	2461.73	1.00	1.22	1.22	1.22	73	60
29-Mar-14	10:35	Rainy	008299	2.8260	2.8293	2461.73	2462.73	1.00	1.22	1.22	1.22	73	45
29-Mar-14	13:00	Rainy	008302	2.8339	2.8386	2462.73	2463.73	1.00	1.22	1.22	1.22	73	64



Location: ACL2a - Contractor HK/2012/08 Site office

Report on 24-hour TSP monitoring  
Action Level ( $\mu\text{g}/\text{m}^3$ ) - 187.3  
Limit Level ( $\mu\text{g}/\text{m}^3$ ) - 260

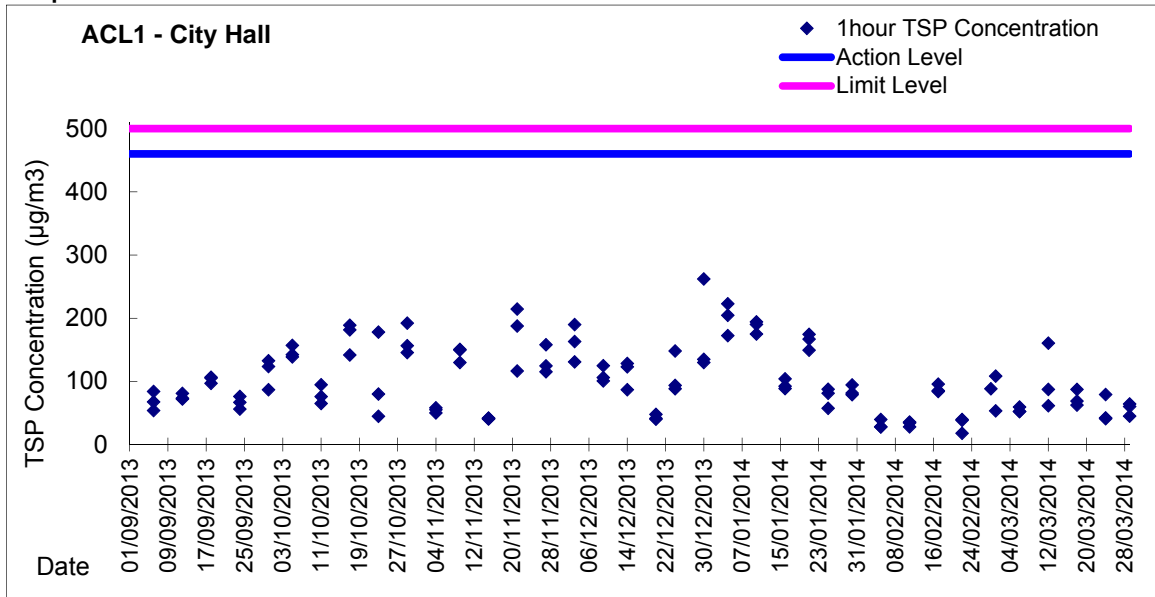
Date	Sampling Time	Weather Condition	Filter paper no.	Filter Weight, g		Elapse Time, hr		Sampling Time, hr	Flow Rate, $\text{m}^3/\text{min}$			Total Volume, $\text{m}^3$	TSP Level, $\mu\text{g}/\text{m}^3$
				Initial	Final	Initial	Final		Initial, $Q_{si}$	Final, $Q_{sf}$	Average		
05-Mar-14	08:00	Cloudy	008084	2.8308	3.0447	1511.85	1535.85	24.00	1.24	1.19	1.22	1751	122
11-Mar-14	08:00	Cloudy	008066	2.8415	2.9265	1538.85	1562.86	24.01	1.19	1.18	1.19	1709	50
17-Mar-14	08:00	Cloudy	008236	2.8296	3.0415	1565.86	1589.86	24.00	1.24	1.23	1.23	1775	119
22-Mar-14	08:00	Fine	008275	2.8385	3.0072	1593.95	1617.95	24.00	1.14	1.14	1.14	1637	103
28-Mar-14	08:00	Rainy	008310	2.8253	3.0259	1620.78	1644.78	24.00	1.08	1.08	1.08	1548	130

Report on 1-hour TSP monitoring  
Action Level ( $\mu\text{g}/\text{m}^3$ ) - 300.1  
Limit Level ( $\mu\text{g}/\text{m}^3$ ) - 500

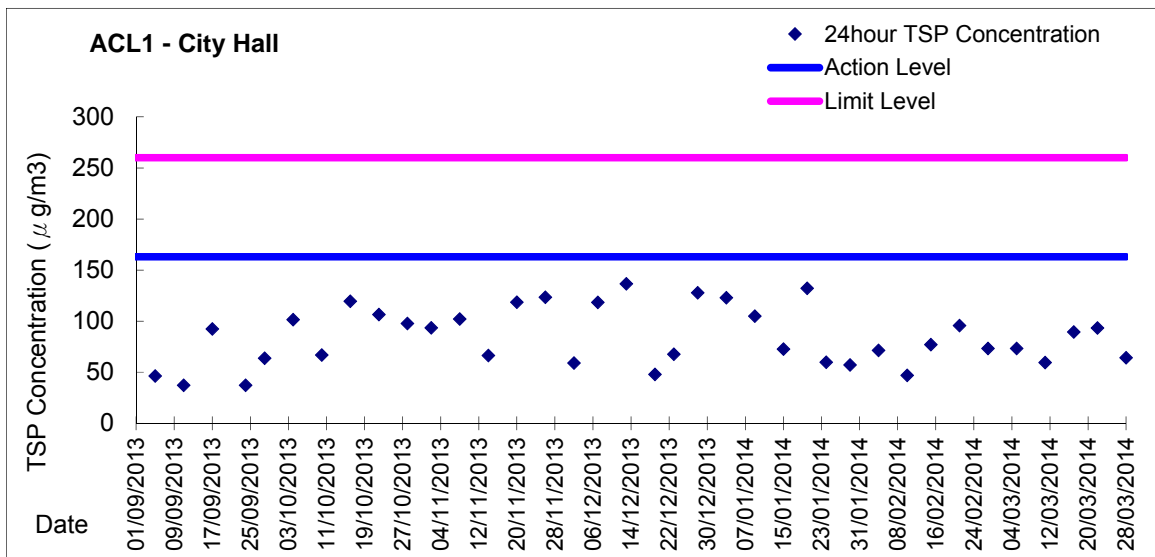
Date	Sampling Time	Weather Condition	Filter paper no.	Filter Weight, g		Elapse Time, hr		Sampling Time, hr	Flow Rate, $\text{m}^3/\text{min}$			Total Volume, $\text{m}^3$	TSP Level, $\mu\text{g}/\text{m}^3$
				Initial	Final	Initial	Final		Initial, $Q_{si}$	Final, $Q_{sf}$	Average		
06-Mar-14	09:00	Cloudy	008101	2.8201	2.8236	1535.85	1536.85	1.00	1.14	1.14	1.14	68	51
06-Mar-14	10:10	Cloudy	008104	2.8260	2.8292	1536.85	1537.85	1.00	1.14	1.14	1.14	68	47
06-Mar-14	13:00	Cloudy	008131	2.8222	2.8255	1537.85	1538.85	1.00	1.14	1.14	1.14	68	48
12-Mar-14	09:10	Cloudy	008128	2.8317	2.8422	1562.86	1563.86	1.00	1.13	1.13	1.13	68	155
12-Mar-14	13:00	Cloudy	008125	2.8204	2.8340	1563.86	1564.86	1.00	1.23	1.23	1.23	74	184
12-Mar-14	14:50	Cloudy	008184	2.8160	2.8253	1564.86	1565.86	1.00	1.18	1.18	1.18	71	131
18-Mar-14	09:04	Cloudy	008193	2.8202	2.8276	1589.86	1590.86	1.00	1.18	1.18	1.18	71	105
18-Mar-14	13:05	Cloudy	008273	2.8236	2.8289	1590.86	1591.86	1.00	1.18	1.18	1.18	71	75
18-Mar-14	15:20	Cloudy	007853	2.8506	2.8544	1591.86	1592.86	1.00	1.18	1.18	1.18	71	54
24-Mar-14	08:32	Fine	008037	2.8335	2.8395	1617.95	1618.95	1.00	1.24	1.24	1.24	74	81
24-Mar-14	09:38	Fine	008149	2.8146	2.8205	1618.95	1619.95	1.00	1.24	1.24	1.24	74	80
24-Mar-14	10:55	Fine	007964	2.8694	2.8747	1619.95	1620.95	1.00	1.24	1.24	1.24	74	71
29-Mar-14	08:45	Rainy	008160	2.8224	2.8294	1644.78	1645.78	1.00	1.10	1.10	1.10	66	106
29-Mar-14	09:49	Rainy	008134	2.8177	2.8232	1645.78	1646.78	1.00	1.10	1.10	1.10	66	83
29-Mar-14	10:54	Rainy	008137	2.8172	2.8247	1646.78	1647.78	1.00	1.13	1.13	1.13	68	111



### Graphic Presentation of 1 hour TSP Result

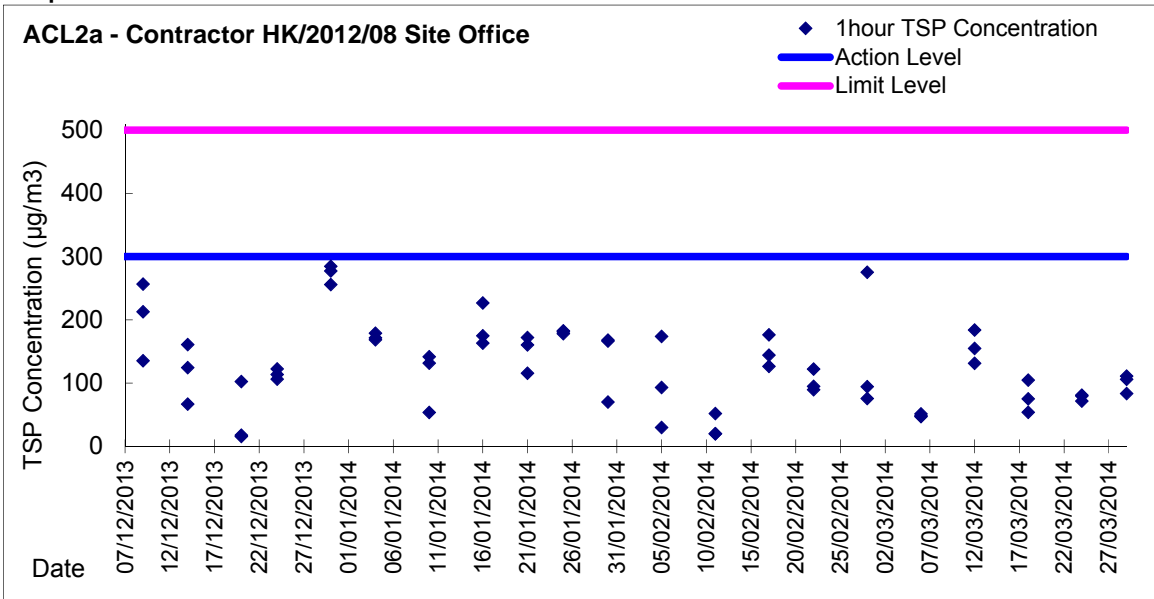


### Graphic Presentation of 24 hour TSP Result





Graphic Presentation of 1 hour TSP Result



Graphic Presentation of 24 hour TSP Result

